

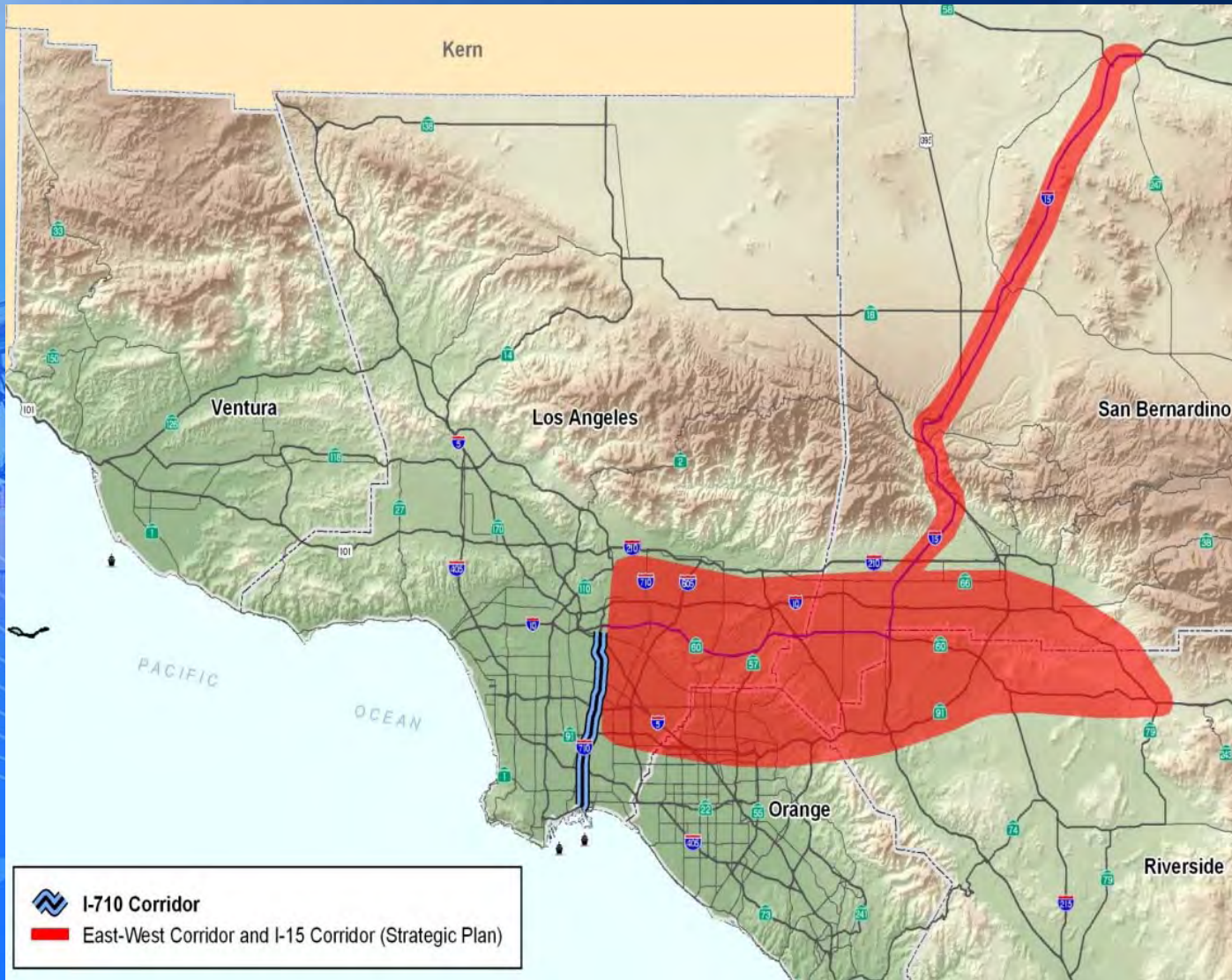
Proximity of Warehousing to Alternative East-West Freight Corridors

Presented to Goods Movement Steering Committee



Gill V. Hicks
Cambridge Systematics, Inc.
September 21, 2010

2008 RTP Clean Truck Corridors Beyond I-710



Candidate Corridors

- SR-60
- I-10
- UPRR line (LA Sub plus Alhambra Sub)
- SCE line
- SR-91
- Combination involving SR-91 and I-605
- Combination involving SR-91 and I-15
- Combination involving I-105 and I-605

Some Major Criteria to Consider

- Proximity to warehousing (subject of today's discussion)
- Right-of-way constraints
- Community impacts
- Grades and other potential problem issues (e.g., Superfund sites)
- Cost and financial feasibility
- Impact on other planned projects

Screening Analysis

Proximity of Warehousing to Alternative East-West Freight Corridors



Warehouse Sq. Footage along SR - 60 (2.5 Miles Buffer)



Undeveloped Sq Ft (Total: 42,698,036)

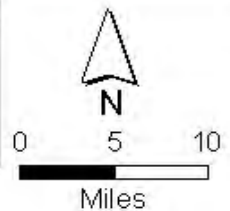
- ◊ 50,000 - 500,000
- ◊ 500,000 - 1,000,000
- ◆ 1,000,000 - 20,000,000

Occupied Sq Ft (Total: 238,537,315)

- ◊ 50,000 - 500,000
- ◊ 500,000 - 1,000,000
- ◆ 1,000,000 - 4,000,000

Available Sq Ft (Total: 47,234,581)

- ◊ 50,000 - 500,000
- ◊ 500,000 - 1,000,000
- ◆ 1,000,000 - 2,000,000



Warehouse Sq. Footage along SR - 60 (5 Miles Buffer)



Undeveloped Sq Ft (Total: 95,578,950)

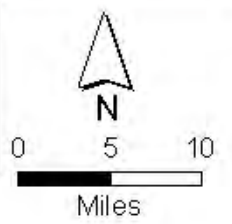
- ◇ 50,000 - 500,000
- ◇ 500,000 - 1,000,000
- ◆ 1,000,000 - 20,000,000

Occupied Sq Ft (Total: 344,272,768)

- ◇ 50,000 - 500,000
- ◇ 500,000 - 1,000,000
- ◆ 1,000,000 - 4,000,000

Available Sq Ft (Total: 70,048,770)

- ◇ 50,000 - 500,000
- ◇ 500,000 - 1,000,000
- ◆ 1,000,000 - 2,000,000



Warehouse Sq. Footage along UP Alignment (2.5 Miles Buffer)



Undeveloped Sq Ft (Total: 76,134,975)

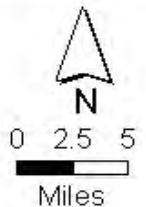
- ◇ 50,000 - 500,000
- ◇ 500,000 - 1,000,000
- ◆ 1,000,000 - 20,000,000

Occupied Sq Ft (Total: 241,764,298)

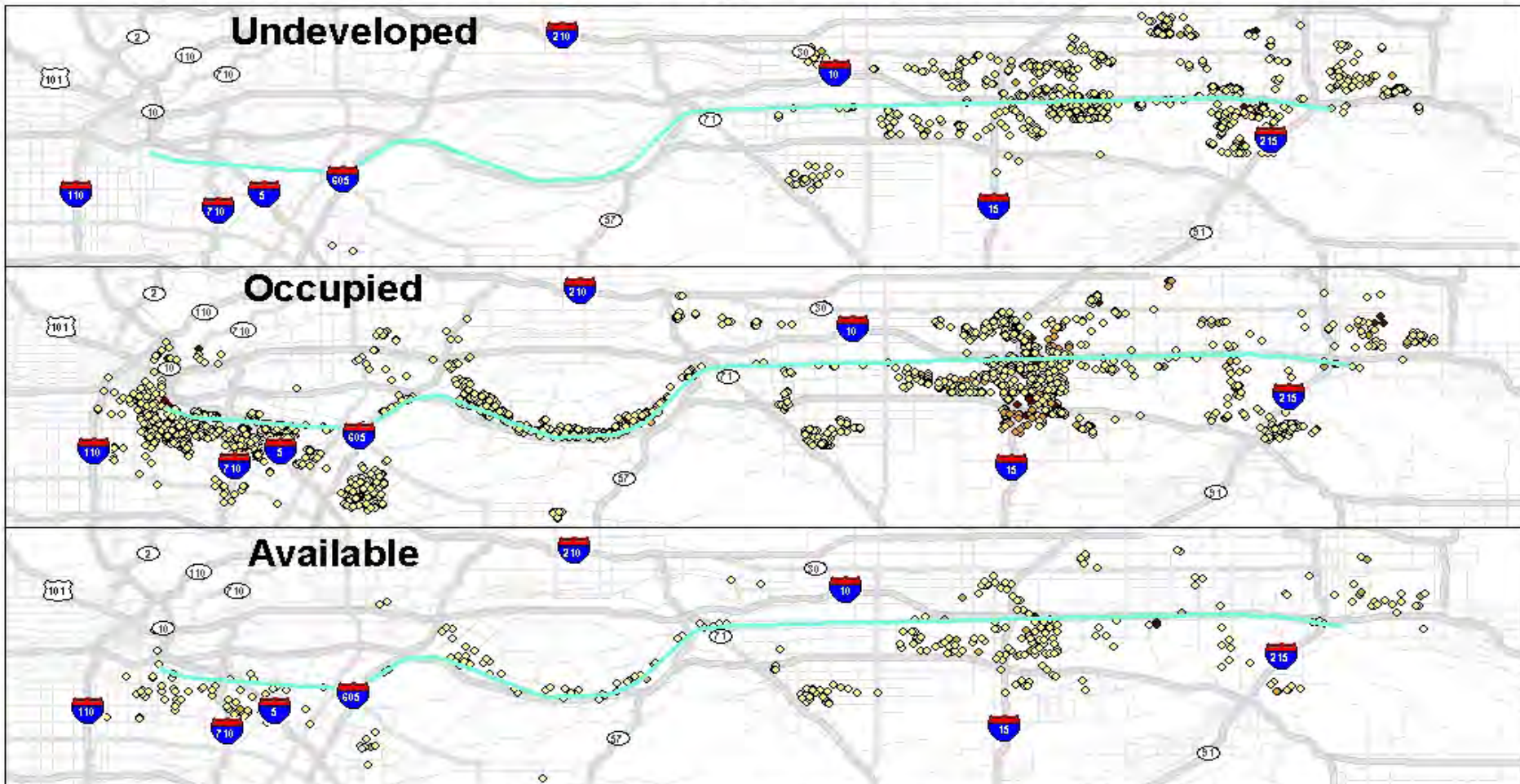
- ◇ 50,000 - 500,000
- ◇ 500,000 - 1,000,000
- ◆ 1,000,000 - 4,000,000

Available Sq Ft (Total: 52,004,584)

- ◇ 50,000 - 500,000
- ◇ 500,000 - 1,000,000
- ◆ 1,000,000 - 2,000,000



Warehouse Sq. Footage along UP Alignment (5 Miles Buffer)



Undeveloped Sq Ft (Total: 110,775,344)

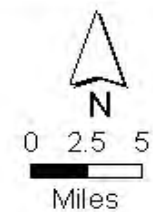
Occupied Sq Ft (Total: 354,244,986)

Available Sq Ft (Total: 68,422,810)

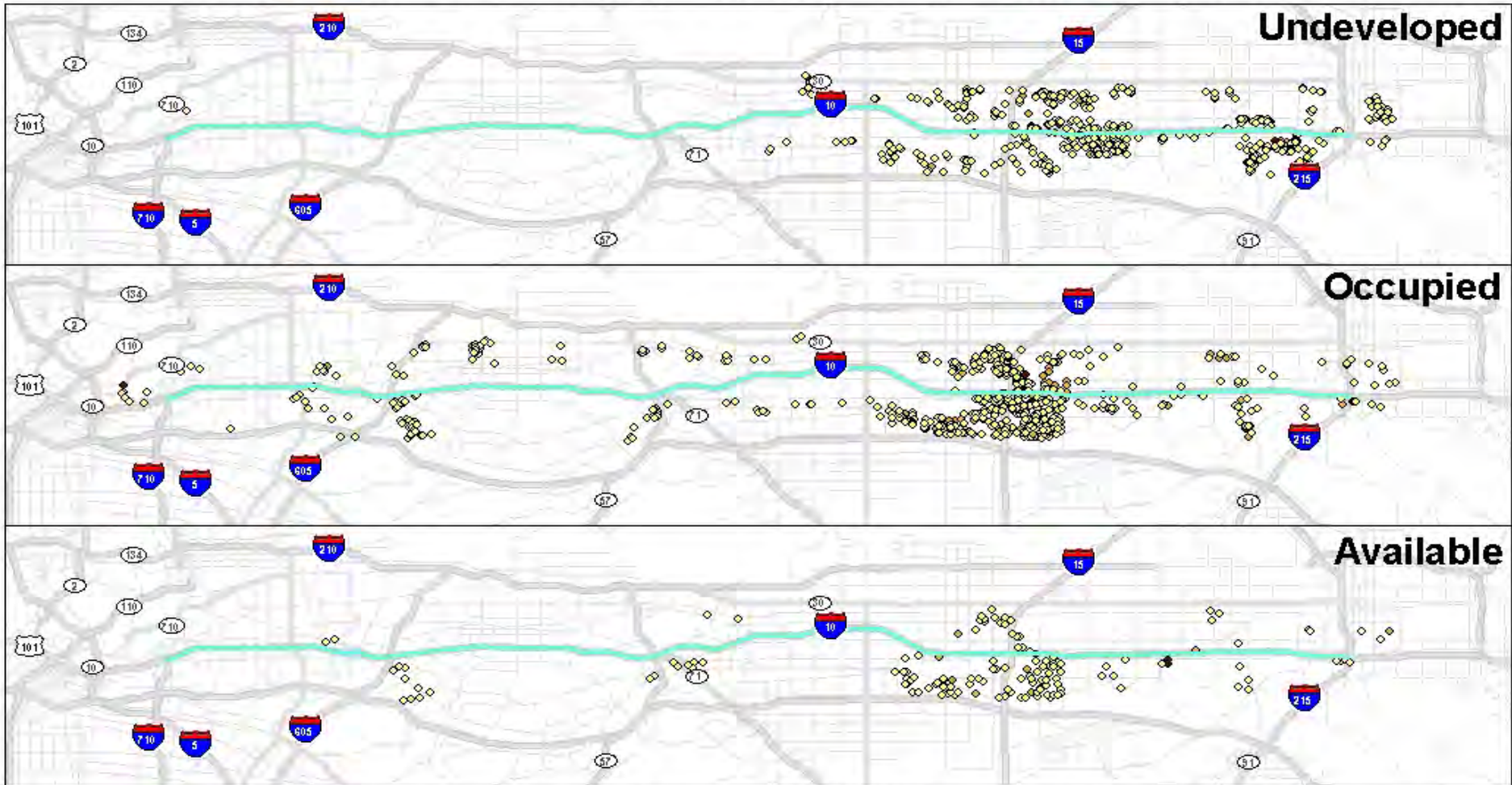
- ◇ 50,000 - 500,000
- ◇ 500,000 - 1,000,000
- ◆ 1,000,000 - 20,000,000

- ◇ 50,000 - 500,000
- ◇ 500,000 - 1,000,000
- ◆ 1,000,000 - 4,000,000

- ◇ 50,000 - 500,000
- ◇ 500,000 - 1,000,000
- ◆ 1,000,000 - 2,000,000



Warehouse Sq. Footage along I-10 (2.5 Miles Buffer)



Undeveloped Sq Ft (Total: 78,040,117)

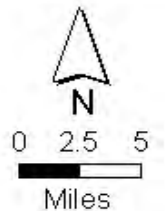
- ◇ 50,000 - 500,000
- ◇ 500,000 - 1,000,000
- ◆ 1,000,000 - 5,000,000

Occupied Sq Ft (Total: 124,263,601)

- ◇ 50,000 - 500,000
- ◇ 500,000 - 1,000,000
- ◆ 1,000,000 - 4,000,000

Available Sq Ft (Total: 33,460,033)

- ◇ 50,000 - 500,000
- ◇ 500,000 - 1,000,000
- ◆ 1,000,000 - 2,000,000



Warehouse Sq. Footage along I-10 (5 Miles Buffer)



Undeveloped Sq Ft (Total: 106,055,163)

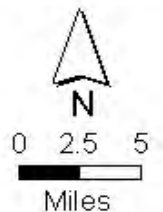
- ◇ 50,000 - 500,000
- ◇ 500,000 - 1,000,000
- ◆ 1,000,000 - 5,000,000

Occupied Sq Ft (Total: 280,888,713)

- ◇ 50,000 - 500,000
- ◇ 500,000 - 1,000,000
- ◆ 1,000,000 - 4,000,000

Available Sq Ft (Total: 55,902,408)

- ◇ 50,000 - 500,000
- ◇ 500,000 - 1,000,000
- ◆ 1,000,000 - 2,000,000



Warehouse Sq. Footage along I-605 (2.5 Miles Buffer)



Undeveloped

Undeveloped Sq Ft (Total: 384,853)

- ◇ 50,000 - 500,000
- ◇ 500,000 - 1,000,000
- ◆ 1,000,000 - 2,000,000

Occupied

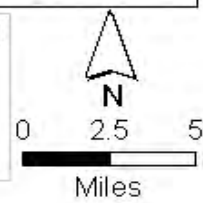
Occupied Sq Ft (Total: 31,354,272)

- ◇ 50,000 - 500,000
- ◇ 500,000 - 1,000,000
- ◆ 1,000,000 - 4,000,000

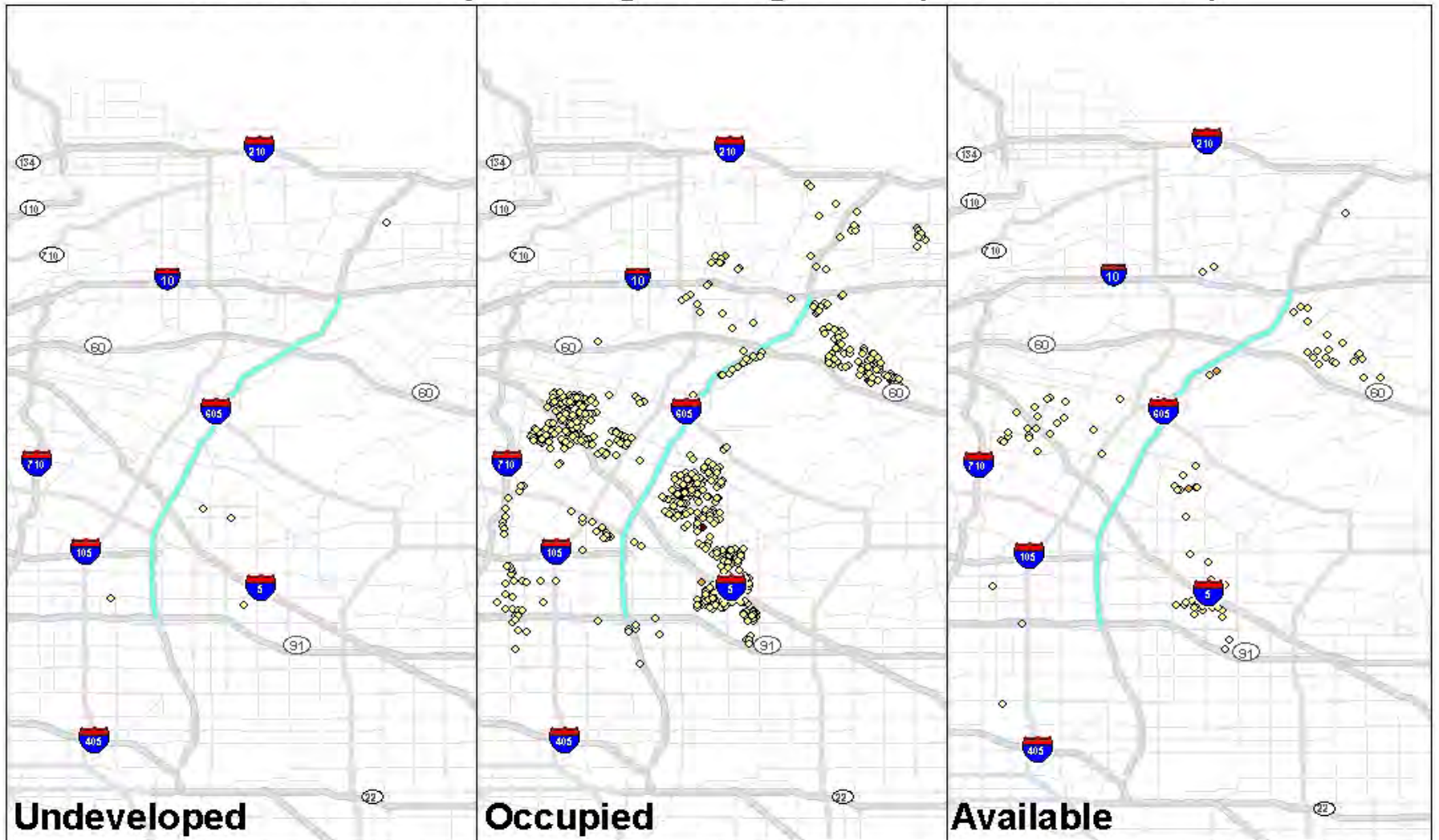
Available

Available Sq Ft (Total: 4,480,579)

- ◇ 50,000 - 500,000
- ◇ 500,000 - 1,000,000
- ◆ 1,000,000 - 2,000,000



Warehouse Sq. Footage along I-605 (5 Miles Buffer)



Undeveloped

Occupied

Available

Undeveloped Sq Ft (Total: 492,951)

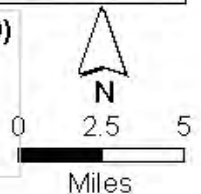
- ◇ 50,000 - 500,000
- ◇ 500,000 - 1,000,000
- ◆ 1,000,000 - 2,000,000

Occupied Sq Ft (Total: 93,818,178)

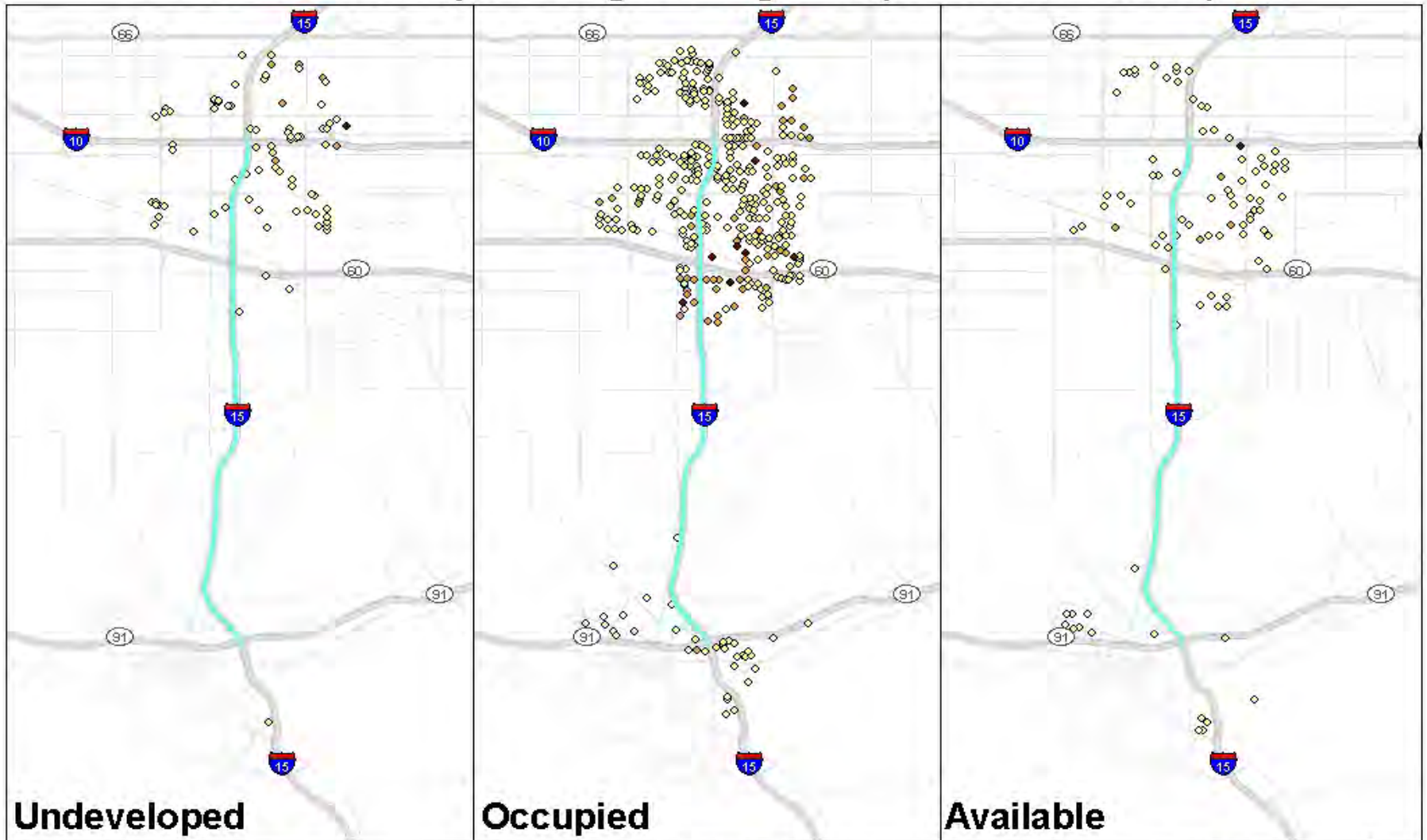
- ◇ 50,000 - 500,000
- ◇ 500,000 - 1,000,000
- ◆ 1,000,000 - 4,000,000

Available Sq Ft (Total: 11,850,349)

- ◇ 50,000 - 500,000
- ◇ 500,000 - 1,000,000
- ◆ 1,000,000 - 2,000,000



Warehouse Sq. Footage along I-15 (2.5 Miles Buffer)



Undeveloped

Undeveloped Sq Ft (Total: 17,626,656)

- ◇ 50,000 - 500,000
- ◇ 500,000 - 1,000,000
- ◆ 1,000,000 - 2,000,000

Occupied

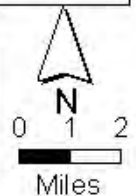
Occupied Sq Ft (Total: 106,693,276)

- ◇ 50,000 - 500,000
- ◇ 500,000 - 1,000,000
- ◆ 1,000,000 - 4,000,000

Available

Available Sq Ft (Total: 19,830,032)

- ◇ 50,000 - 500,000
- ◇ 500,000 - 1,000,000
- ◆ 1,000,000 - 2,000,000



Warehouse Sq. Footage along I-15 (5 Miles Buffer)



Undeveloped

Undeveloped Sq Ft (Total: 39,804,728)

- ◇ 50,000 - 500,000
- ◇ 500,000 - 1,000,000
- ◆ 1,000,000 - 2,000,000

Occupied

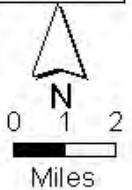
Occupied Sq Ft (Total: 136,101,117)

- ◇ 50,000 - 500,000
- ◇ 500,000 - 1,000,000
- ◆ 1,000,000 - 4,000,000

Available

Available Sq Ft (Total: 27,885,005)

- ◇ 50,000 - 500,000
- ◇ 500,000 - 1,000,000
- ◆ 1,000,000 - 2,000,000



Warehouse Sq. Footage along SR-91 (2.5 Miles Buffer)



Undeveloped Sq Ft (Total: 4,756,679)

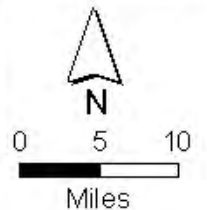
- ◇ 50,000 - 500,000
- ◇ 500,000 - 1,000,000
- ◆ 1,000,000 - 5,000,000

Occupied Sq Ft (Total: 75,272,856)

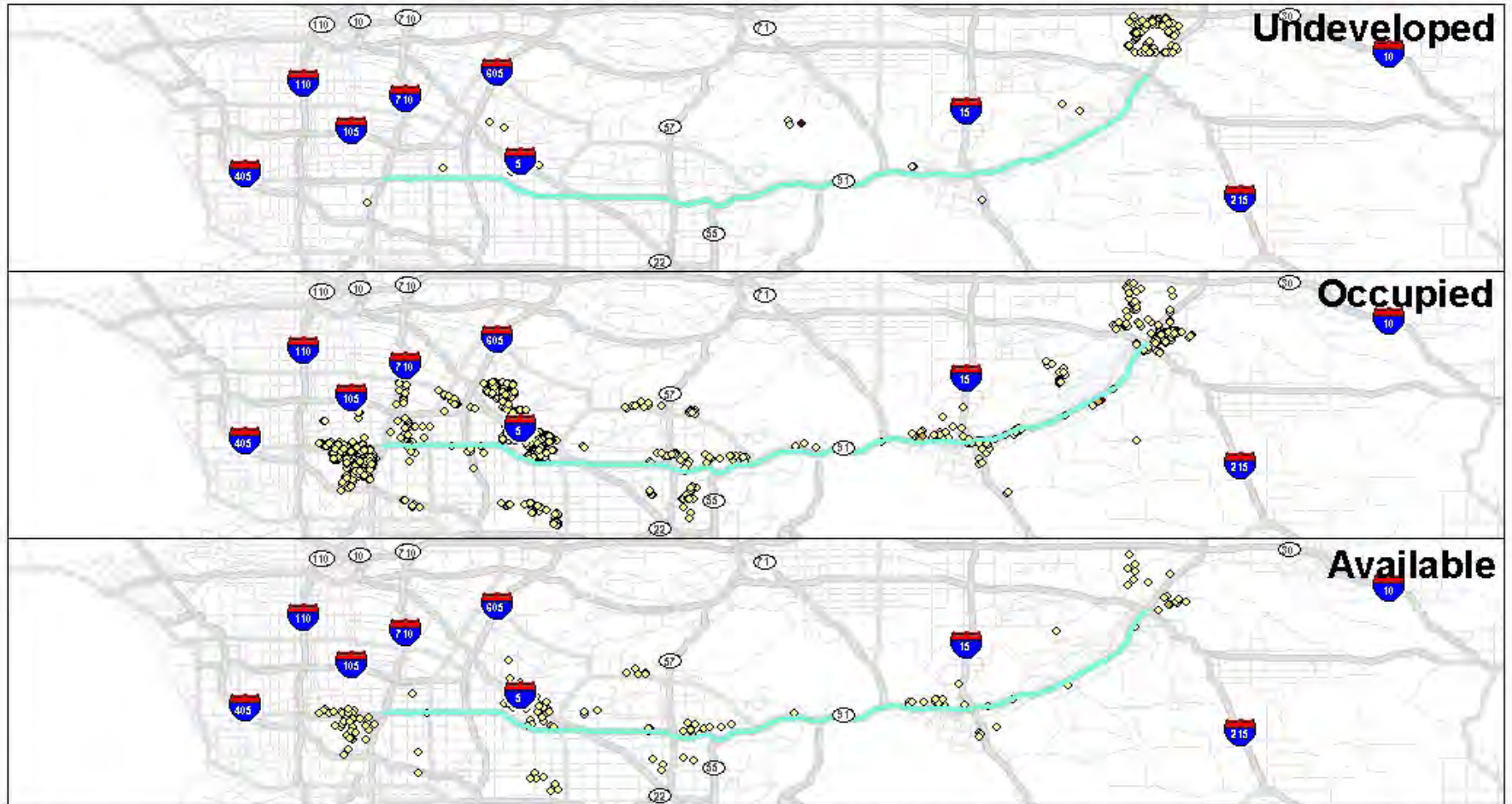
- ◇ 50,000 - 500,000
- ◇ 500,000 - 1,000,000
- ◆ 1,000,000 - 2,000,000

Available Sq Ft (Total: 14,956,375)

- ◇ 50,000 - 500,000
- ◇ 500,000 - 1,000,000
- ◆ 1,000,000 - 2,000,000



Warehouse Sq. Footage along SR-91 (5 Miles Buffer)



Undeveloped Sq Ft (Total: 31,136,981)

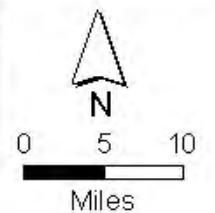
- ◇ 50,000 - 500,000
- ◇ 500,000 - 1,000,000
- ◆ 1,000,000 - 5,000,000

Occupied Sq Ft (Total: 133,564,036)

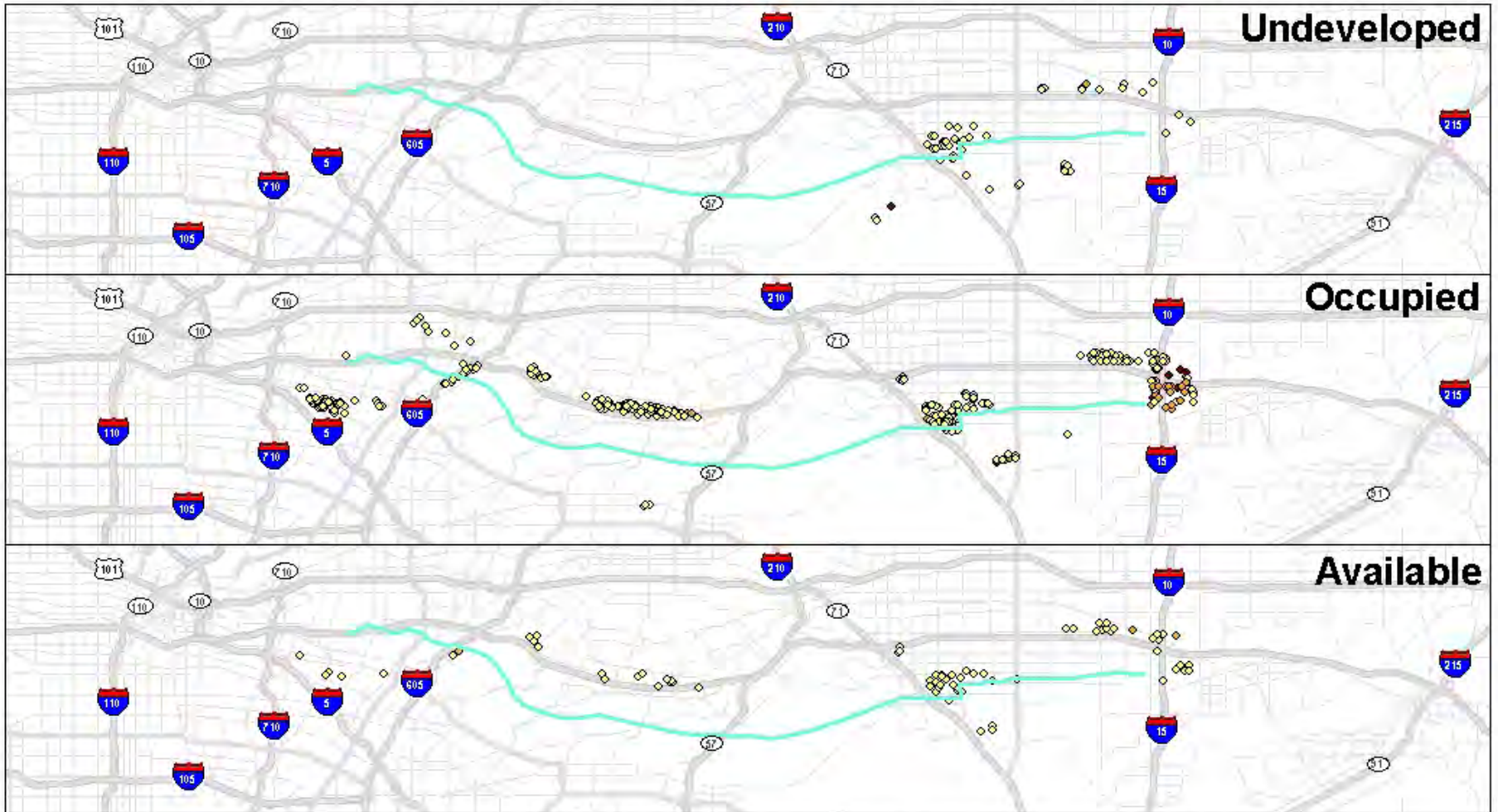
- ◇ 50,000 - 500,000
- ◇ 500,000 - 1,000,000
- ◆ 1,000,000 - 2,000,000

Available Sq Ft (Total: 24,243,867)

- ◇ 50,000 - 500,000
- ◇ 500,000 - 1,000,000
- ◆ 1,000,000 - 2,000,000



Warehouse Sq. Footage along SCE Line (2.5 Miles Buffer)



Undeveloped Sq Ft (Total: 10,359,993)

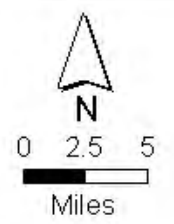
- ◇ 50,000 - 500,000
- ◇ 500,000 - 1,000,000
- ◆ 1,000,000 - 2,000,000

Occupied Sq Ft (Total: 75,890,433)

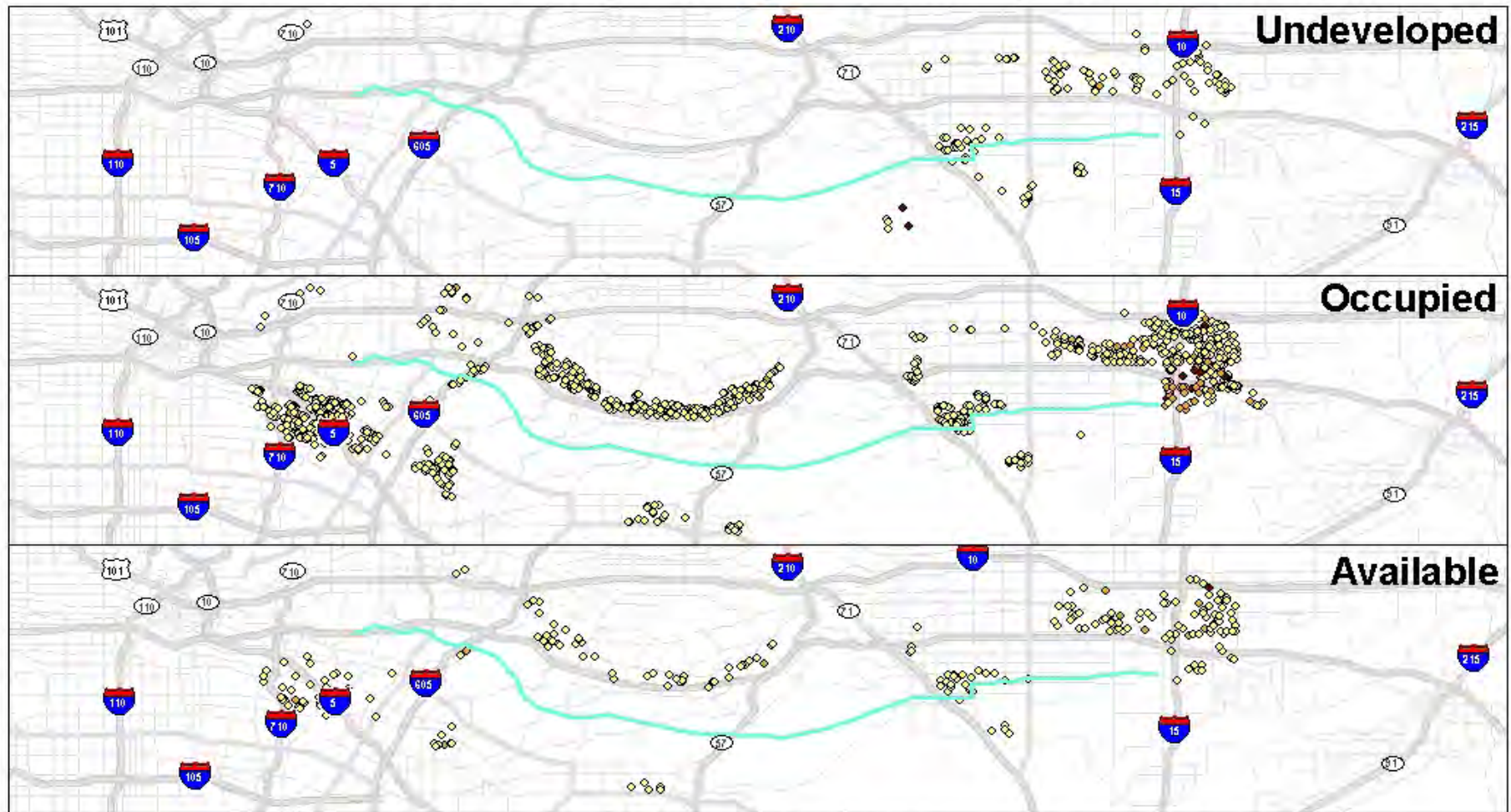
- ◇ 50,000 - 500,000
- ◇ 500,000 - 1,000,000
- ◆ 1,000,000 - 4,000,000

Available Sq Ft (Total: 14,303,989)

- ◇ 50,000 - 500,000
- ◇ 500,000 - 1,000,000
- ◆ 1,000,000 - 2,000,000



Warehouse Sq. Footage along SCE Line (5 Miles Buffer)



Undeveloped Sq Ft (Total: 26,458,167)

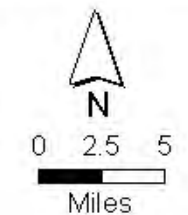
- ◇ 50,000 - 500,000
- ◇ 500,000 - 1,000,000
- ◆ 1,000,000 - 5,000,000

Occupied Sq Ft (Total: 220,234,769)

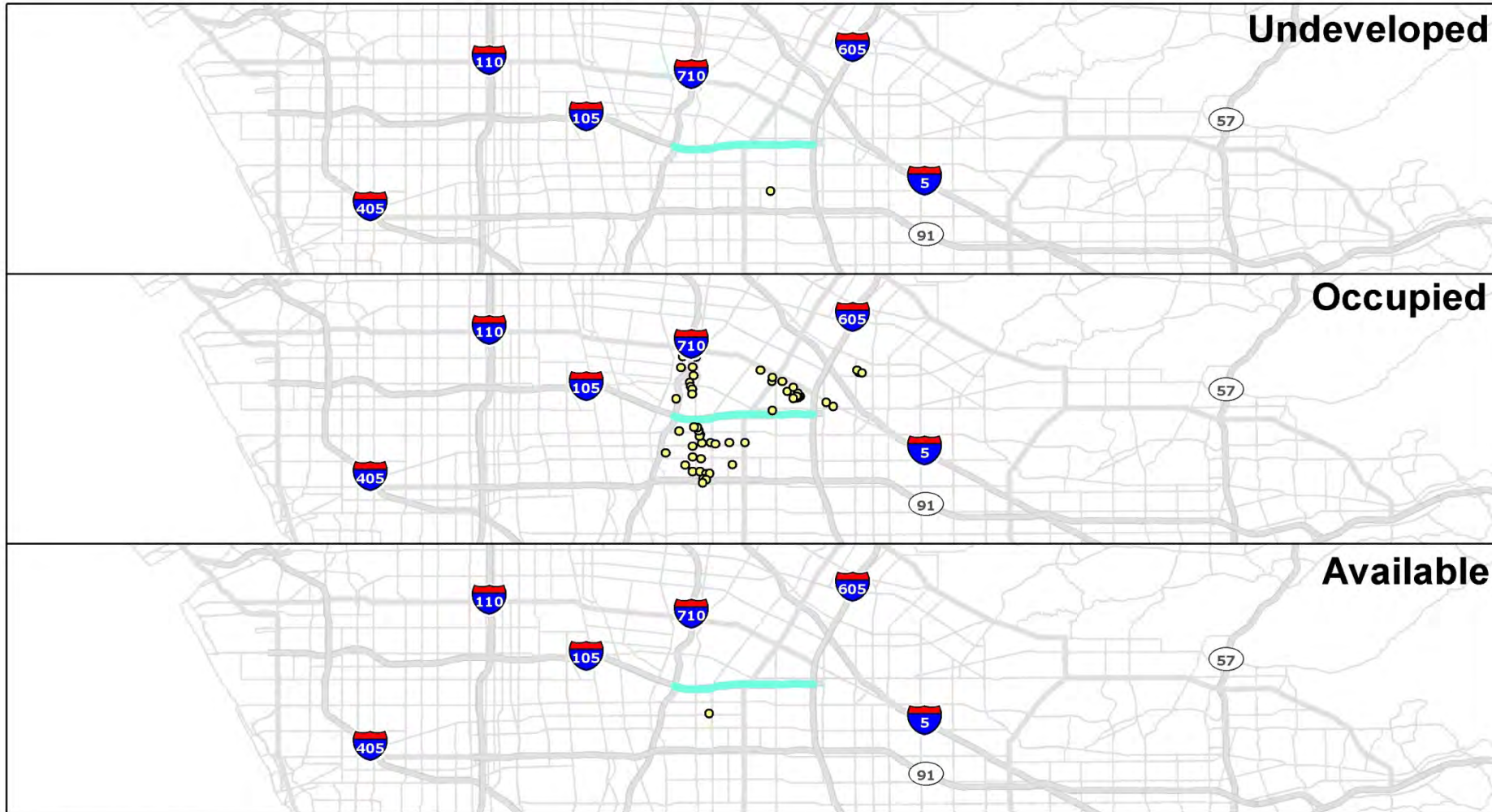
- ◇ 50,000 - 500,000
- ◇ 500,000 - 1,000,000
- ◆ 1,000,000 - 4,000,000

Available Sq Ft (Total: 44,776,303)

- ◇ 50,000 - 500,000
- ◇ 500,000 - 1,000,000
- ◆ 1,000,000 - 2,000,000



Warehouse Sq. Footage along I-105 (2.5 Miles Buffer)



Undeveloped (Total: 102,670 Sq Ft)

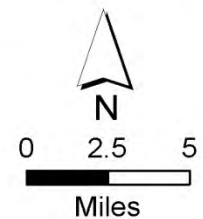
- 50,000 - 500,000
- 500,000 - 1,000,000
- 1,000,000 - 5,000,000

Occupied (Total: 6,755,212 Sq Ft)

- 50,000 - 500,000
- 500,000 - 1,000,000
- 1,000,000 - 2,000,000

Available (Total: 59,740 Sq Ft)

- 50,000 - 500,000
- 500,000 - 1,000,000
- 1,000,000 - 2,000,000



Warehouse Sq. Footage along I-105 (5 Miles Buffer)

Undeveloped

Occupied

Available

Undeveloped (Total: 624,120 Sq Ft)

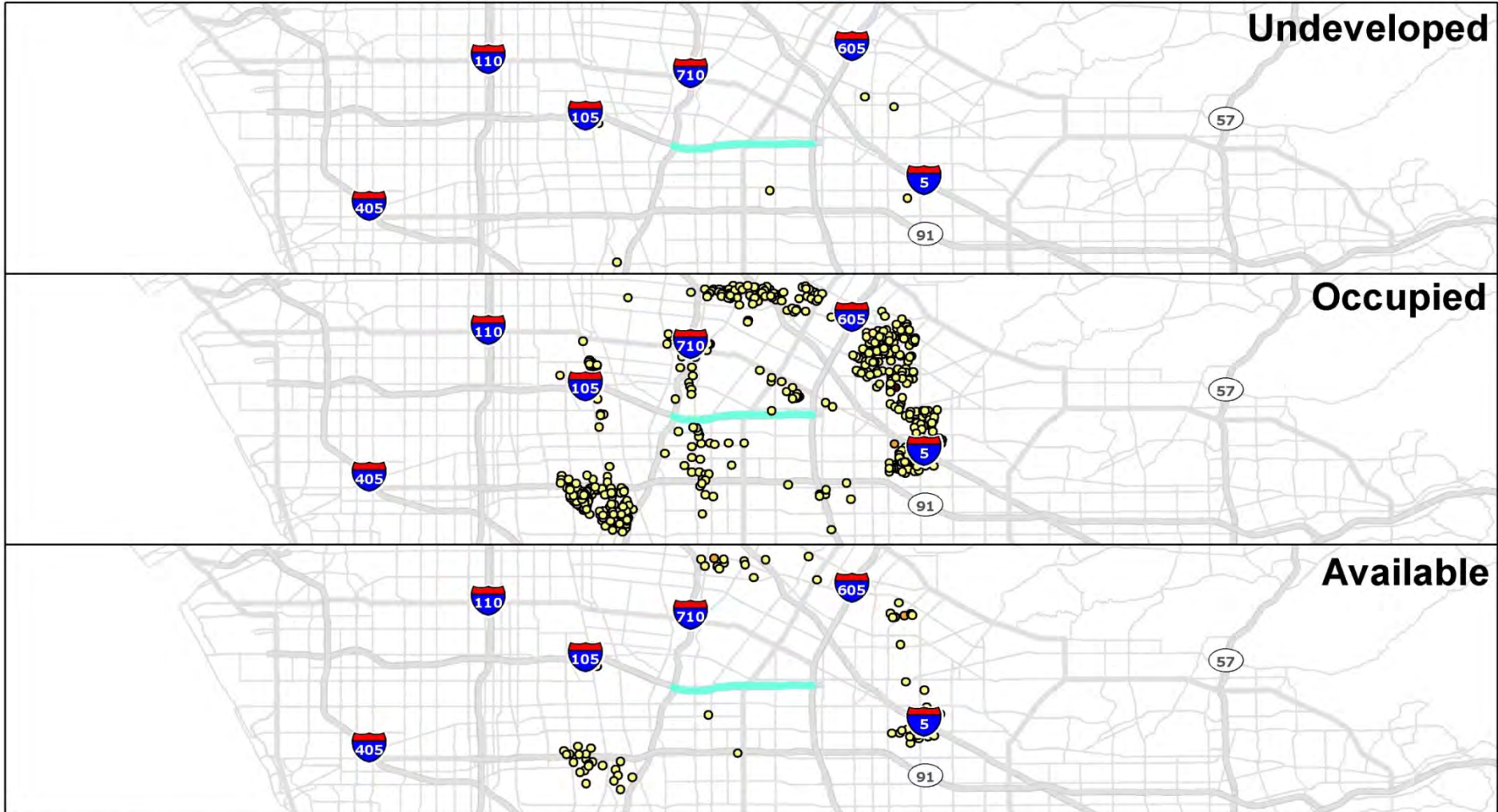
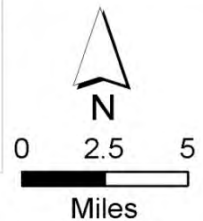
Occupied (Total: 68,862,989 Sq Ft)

Available (Total: 8,855,540 Sq Ft)

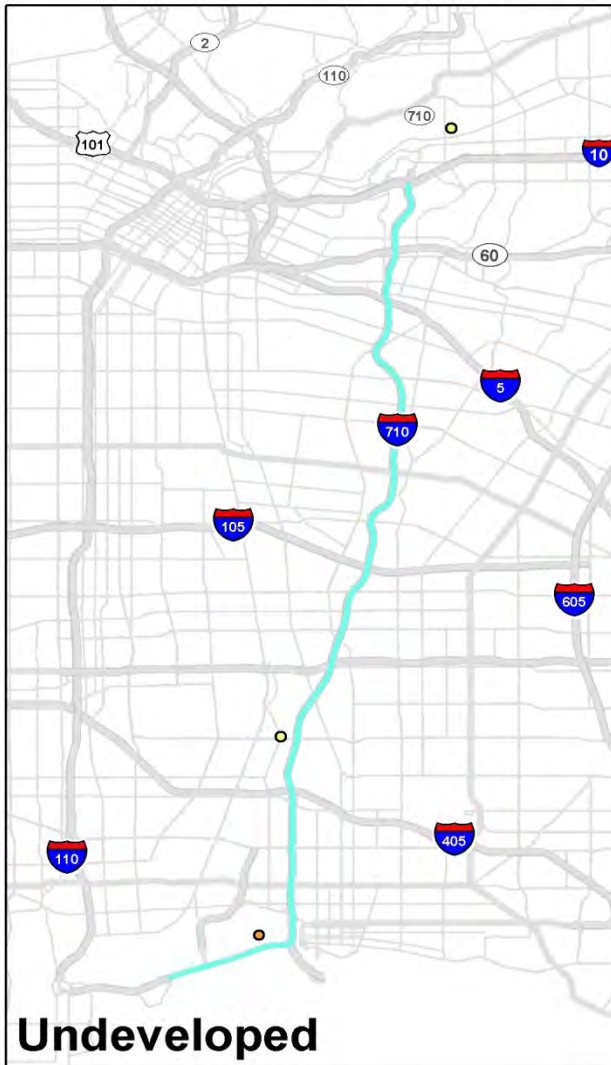
- 50,000 - 500,000
- 500,000 - 1,000,000
- 1,000,000 - 5,000,000

- 50,000 - 500,000
- 500,000 - 1,000,000
- 1,000,000 - 2,000,000

- 50,000 - 500,000
- 500,000 - 1,000,000
- 1,000,000 - 2,000,000

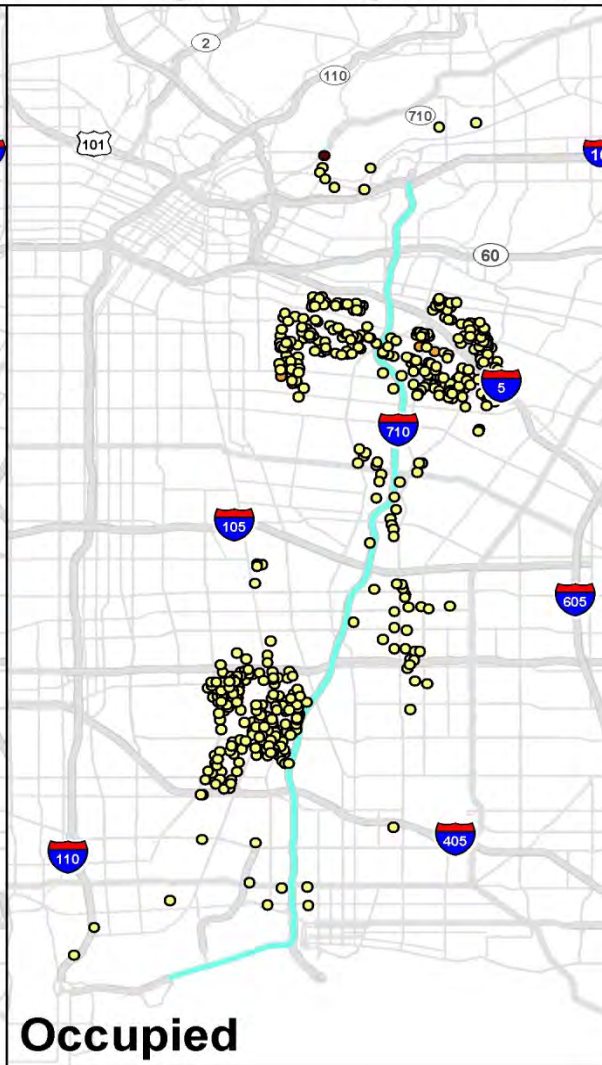


Warehouse Sq. Footage along I-710 (2.5 Miles Buffer)



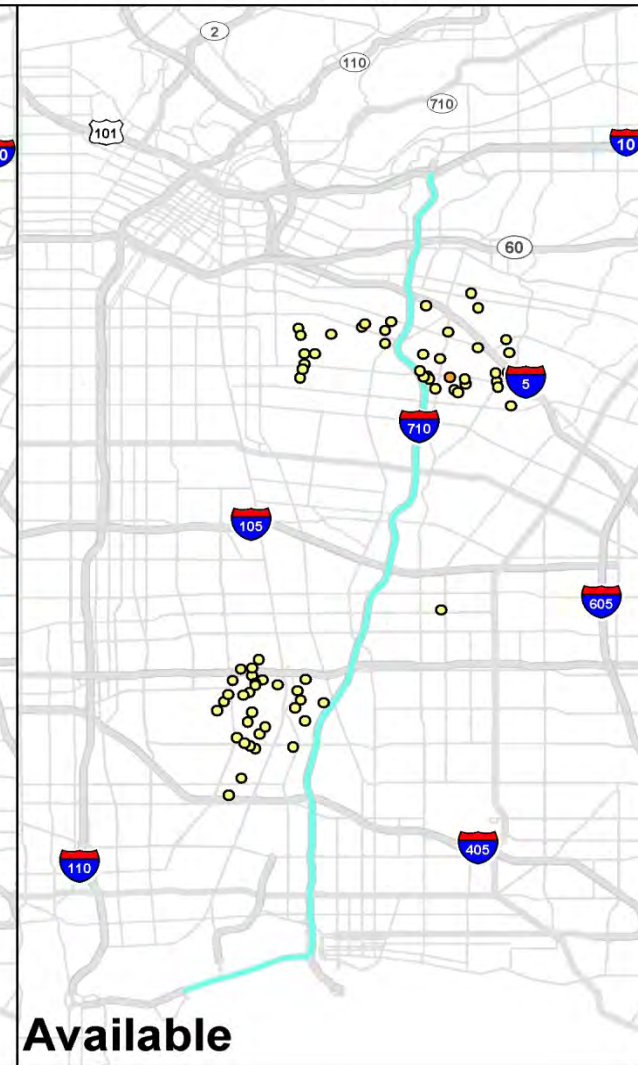
Undeveloped Sq Ft (Total: 1,014,722)

- 50,000 - 500,000
- 500,000 - 1,000,000
- 1,000,000 - 2,000,000



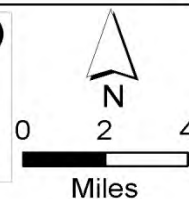
Occupied Sq Ft (Total: 74,364,294)

- 50,000 - 500,000
- 500,000 - 1,000,000
- 1,000,000 - 4,000,000

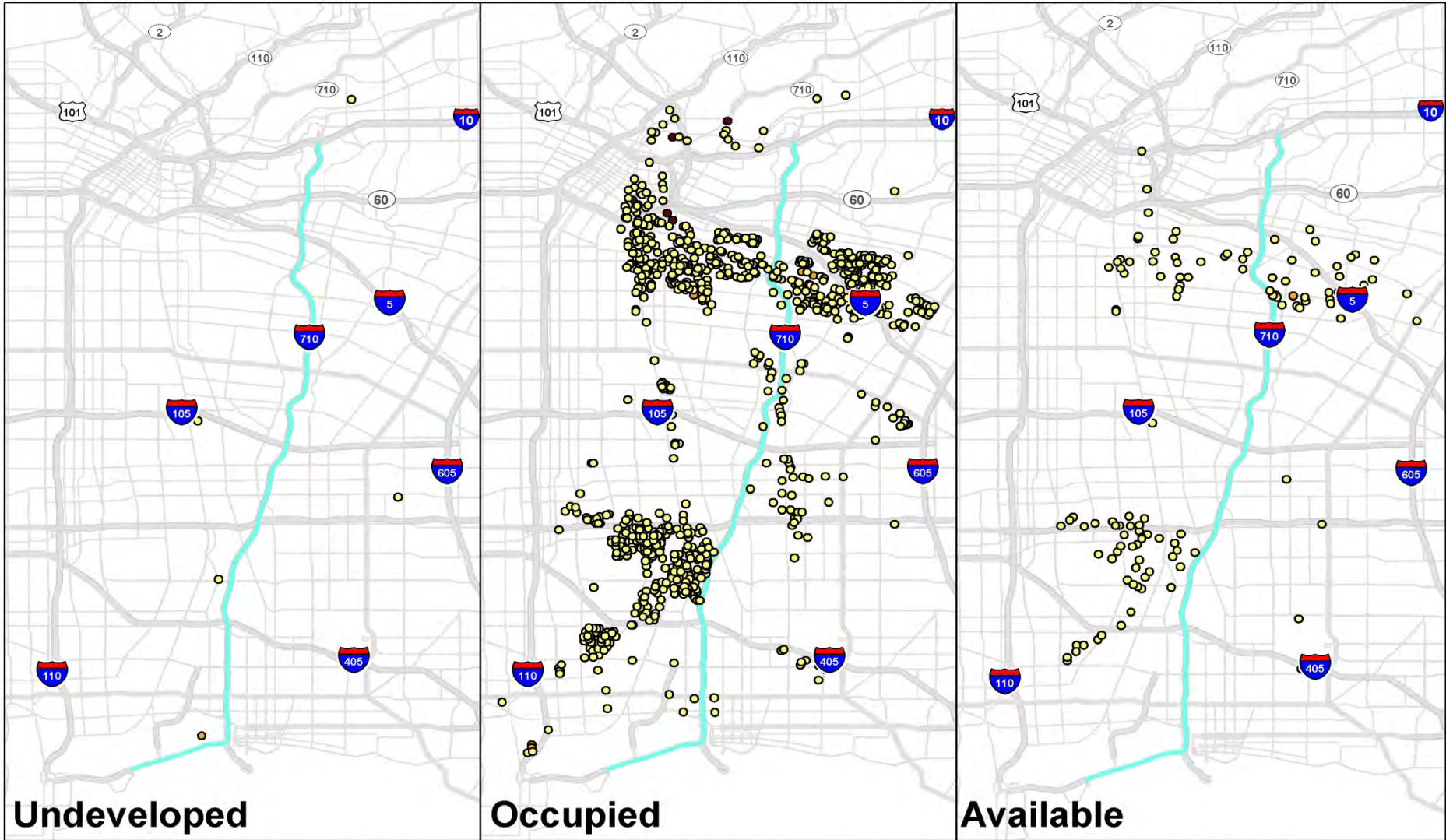


Available Sq Ft (Total: 10,397,984)

- 50,000 - 500,000
- 500,000 - 1,000,000
- 1,000,000 - 2,000,000



Warehouse Sq. Footage along I-710 (5 Miles Buffer)



Undeveloped

Occupied

Available

Undeveloped Sq Ft (Total: 1,251,836)

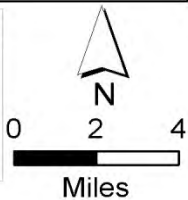
- 50,000 - 500,000
- 500,000 - 1,000,000
- 1,000,000 - 2,000,000

Occupied Sq Ft (Total: 136,733,199)

- 50,000 - 500,000
- 500,000 - 1,000,000
- 1,000,000 - 4,000,000

Available Sq Ft (Total: 15,579,753)

- 50,000 - 500,000
- 500,000 - 1,000,000
- 1,000,000 - 2,000,000



Warehouse Square Footage within **5.0 Miles** of Alternative East-West Freight Corridors (I-710: 153.5 mil sq ft, 15% of regional total)

	Total Sq. Ft. (mil)	Percent of Regional Total
SR-60	509.9	50%
UP Line	533.4	52%
SCE Line	291.5	29%
I-10	442.9	43%
SR-91	188.9	18%
I-605	106.2	10%
I-15	203.8	20%
I-105	78.4	8%

Warehouse Square Footage within **2.5 Miles** of Alternative East-West Freight Corridors (I-710: 85.8 mil sq ft, 8% of regional total)

	Total Sq. Ft. (mil)	Percent of Regional Total
SR-60	328.4	32%
UP Line	369.9	36%
SCE Line	100.6	10%
I-10	235.8	23%
SR-91	95.1	9%
I-605	36.2	4%
I-15	144.1	14%
I-105	7.0	1%

Next Steps

- Constraints Analysis:
 - Right-of-Way Impacts
 - Major Environmental Concerns
 - Constructability / Feasibility / Operational Issues
 - System Connectivity / Future Projects